

BASIC EARTH

WORKING WITH NATURE

ENVIRONMENTAL BENEFITS




NEMATODE CONTROL

Developed by European plant breeders, Carwoodi Nematode Control Radish releases a biochemical from its roots that stimulates cyst nematode eggs to hatch. The nematodes then attach to the radish root, but are unable to adequately feed, and because of poor nutrition, either die or do not reproduce. Carwoodi Radish features extremely high levels of glucosinolates in the top matter. When these radishes are mulched and incorporated into the soil, the glucosinolates break down and serve as a bio-fumigant. Carwoodi Radish has met strict European nematode control testing standards and is registered as a CLASS 1 variety = at least 90% effective at controlling *Meloidogyne chitwoodi* nematodes.



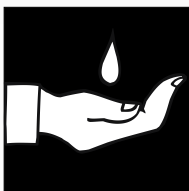
FERTILITY IMPROVEMENT

Carwoodi establishes rapidly and is capable of quickly producing a large amount of biomass. It is also known for producing a large root mass that is very effective at catching excess nitrates in the soil before they can leach into the groundwater.



SOIL BUILDING

The branching, deep roots (more than 30") of Carwoodi Nematode Control Radish break up compacted soils and allow for improved water infiltration. The branching roots are more effective at loosening soil than are daikon-types and do not create side compaction. The organic matter left behind by Carwoodi's root system builds soil and feeds beneficial soil microbes.



WATER MANAGEMENT


Carwoodi Nematode Control Radish can improve water infiltration and hold moisture in the soil for use by the following crop. It can also protect the soil surface from sealing which can cause much needed water to run off. The branching root system of Carwoodi creates channels in the soil which allow better water distribution. These channels also improve the soil penetration by the roots of the subsequent crop.



CARWOODI

Nematode Control Radish

Raphanus sativus



Carwoodi Nematode Control Radish establishes and grows quickly during cool weather. It can provide fast cover and a green manure crop for cash crops. It has deep, branching roots that can help break up compacted soil layers and scavenge nitrates before they leach into the ground water.



Novel solutions for growing concerns

USES

As a catch crop and for nematode suppression, plant in the fall and allow the crop to grow for a minimum of 60 days to get maximum biomass production, root development, and nematode control. Carwoodi plants will winterkill at temperatures of 20-25°F. Plants should be terminated when flowering begins.

Plants should be mown or incorporated into the soil at or prior to bloom stage to achieve maximum benefit and to prevent plants from going to seed. For maximum bio-fumigation results, mulch, incorporate, and then wait 3-5 weeks prior to planting subsequent crop.

Carwoodi Radish is effective when utilized:

- After potato and carrot harvest, it is very effective at controlling Columbia Root Knot Nematodes (*Meloidogyne chitwoodi*).
- As a green manure crop grown in rotation with potatoes and carrots. It can reduce the amount of pesticides and synthetic fumigants required to control Columbia Root Knot Nematodes (*Meloidogyne chitwoodi*).
- As a green manure crop in potato production areas for controlling Potato Root Eelworm (*Heterodera rostochiensis*).

PLANTING INSTRUCTIONS

SEEDING RATE:

DRILLED

6 lbs/acre

BROADCAST

8-10 lbs/acre

PLANTING DEPTH:

1/4 - 1/2 inch

IDEAL SOIL:

Prefers well-drained soils within a pH range of 6.4 - 7.3.

